



MEMBERS HELPING MEMBERS

Volume 38, No. 6

June

17 Q&A SIG, Thur., 7 PM by Zoom

23 Investment Tracking SIG, Wed.,
7 PM by Zoom

24 Smartphone & Tablet SIG, Android at
7 PM & Apple at 6:30 PM by Zoom

July

1 WAUC General Meeting, Thur., 7:30
Presentation:—via ZOOM at 7:30
Visiting 7:00-7:30

1 Board Meeting, Thurs., 6:30 PM
by Zoom.

13 WAUCtalk Deadline

8 Tutorial SIG, Thurs. 7 PM
by Zoom

13 WAUC Lunch, Mon., 1 PM,
Brass Key Restaurant, 4952 W. Forest
Home

15 Q&A SIG, Thur., 7 PM by Zoom

21 Investment Tracking SIG, Wed.,
7 PM by Zoom

22 Smartphone & Tablet SIG, Android at
7 PM & Apple at 6:30 PM by Zoom

29 Bingo 7 PM

Presentations

- August - Picnic
- September - Bill James-Synchronizing Your PC
- October - Bob Gostischa-Security 2021

FOR SALE

WAUC CDs and CD cases for sale.
Contact Don Skarda @ 262-416-8210 or
ddsjr33@wi.rr.com

WAUCtalk

WAUC Wisconsin All-computer Users Club

June 2021

General Meeting, Thursday July 1, 2021 7:30 p.m. on Zoom

- RON BROWN
-
- SAVING YOUR LIFE
WITH WEARABLE
TECHNOLOGY
-
-



Table of Contents

- 1 Calendar, Table of Contents, General Meeting Announcement
- 2 President's Message: Ongoing Activity to Be Enhanced By Meeting Together; Treasurer's Report; APCUG Award Logo;
- 3 Tutorial SIG Interprets QR, VPN
- 4 Policy Changes Subject of SIG
- 7 Problem Removed, Reinstall Good, Answers to Other Questions
- 8 Why You Should Never 'Unsubscribe' from Spam Illicit Emails and Texts
- 9 Masthead, Application Blank, APCUG logo, Behling Ad, Ron Kissell photo
- 10 General Meeting

Presidents Message

Ongoing Activity to Be Enhanced by Meeting Together

Well, we have been told we can use the Speedway location for our Q&A and Tutorial SIGS but we would need to still use the 6-foot rule. Well, that means we could probably have 6 people there. We have been over 20 people attending these meetings so that gives us an easy answer that we need to continue to zoom those two SIGS.

The Phone & Tablet SIGs location has yet to tell us we can return. We just got word from the Church (our general meeting place) that we can return but need to be careful. The Leadership Team wants to wait until our August picnic (general meeting) which is only one month away to return to the Church. We need to start planning now for that annual event! Since it will be a picnic dinner and social interaction, there probably is no reason to Zoom the picnic meeting.

Even though Summer is a busy season in Wisconsin, we are very happy to have GREAT attendance at all of our meetings! That says a lot about our members. The Leadership Team hopes that you are getting all you want from the club. If not drop me a line! We are here for you. Are there things we talk about that you don't understand? If so, please ask more questions. If you don't know, others may not know either.

Several of the other organizations I belong to go DARK in the summer, but WAUC does not and we still get great attendance. Thanks for attending these Zoom meetings! Good attendance at these meetings help the hosts feel good about presenting!

Thank you, volunteers!! In the last month, we have two volunteers that have agreed to expand their roles in the club. Thank You! We are looking for a "Sunshine" person, to send out get well and sympathy cards. Would someone contact me to volunteer?

Your WAUC President

Don Skarda



I would like to express my sincere thanks for all the beautiful cards and well wishes after my dad passed away. To those that attended his funeral, words can't express my appreciation. You all are great friends and so dear to my heart.

Terry Harvey

WAUC Treasurer's Report

May 2021

Balance		\$3,804.86
<i>Income</i>		
	Member dues	25.00
	Total	\$25.00
<i>Expenses</i>		
	Total	0.00
Ending Balance		\$3,829.86

Tutorial SIG Interprets QR, VPN

The meeting began with an introduction of guest J.J. Johnson, from the Lake County Area Computer Enthusiasts. J.J. was invited to attend by Don and he had a lot to offer. Their club is located just over the border in Lake County, Illinois, and was founded in 1983 as a not-for-profit educational organization. J.J. received a warm welcome and later in the meeting went over a presentation he created about QR codes.

A QR Code is a two-dimensional version of the barcode, typically made up of black and white pixel patterns. Denso Wave, a Japanese subsidiary of the Toyota supplier Denso, developed them for marking components in order to accelerate logistics processes for their automobile production. Now, it has found its way into mobile marketing with the widespread adoption of smartphones. "QR" stands for "Quick Response", which refers to the instant access to the information hidden in the code.

J.J. talked about how anyone can create their own QR code using tools such as <https://www.qr-code-generator.com/>. These custom QR codes are seeing resurgence in use and one of those uses is ICE, In Case of Emergency. QR codes make a great partner to your regular lifestyle. Create a QR Code Contact and file it under the internationally recognized acronym, ICE. Print the QR Code on a sticker and affix to your wallet, purse or backpack so anyone can easily scan it and find out who you are and how to help you.



Here is a QR code that was created with this website. Scan it with your smartphone camera and see where it takes you.

It must have been our night for acronyms. The next question was about VPN. A VPN, or virtual private network, is a private network that encrypts and transmits data while it travels from one place to another on the internet. They can be used on desktops, laptops, smartphones and more. One common use is to protect the transmission of data when you are on a public Wi-Fi network, such as a library or restaurant. There was a very good APCUG VTC presentation on this subject recently. I'm sure it will be posted to their website soon. Here is some information on it that should help locating it when it gets posted.



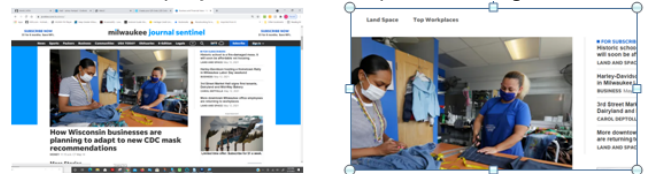
Track 1 – Presentation #1
Learn all about a VPN (Virtual Private Network)
Don Arrowsmith, President
Philadelphia Area Computer Society

Bill explained a feature in Win 10 and many people might not be aware of it. You may know that pressing the CTRL key and the + (plus) key will make things appear larger on your screen. Likewise pressing CTRL and the – key with reduce its size. Here is comparison of this function.



Notice the lack of the blue side bars in the enlarged screen shot using CTRL and + keys.

Now let's try the magnifier function. These both show the entire displayed screen. To put this magnifier into

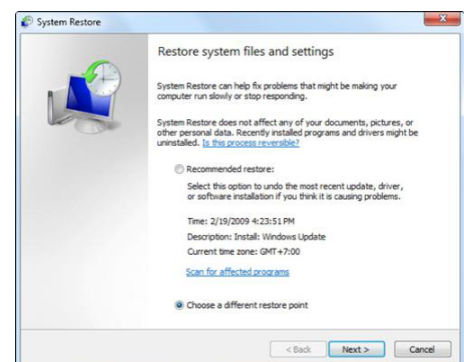


operation, you simply go to the Windows Settings, select Ease of Access. On the left side of the screen, scroll down to Magnifier and click on it. Then turn on the Magnifier. You can enlarge a screen by a LOT! Just press the Windows key and the + key at the same time. Watch for a popup control. Give it a try.

We had a question about System Restore. I have never used this function so I did a little research and found this article.

The System Restore utility included with the latest versions of Microsoft Windows is one of the most wonderful tools Windows users have at their disposal.

It works somewhat like a time machine, allowing you to restore your Windows installation and software back to the state they were in at any point in



time at which a Restore Point was created. If you make a change to your system that renders it unbootable or if a virus or other problem causes issues with Windows performing the way it should, a System Restore can almost always save the day.

If System Restore is turned on, the system creates Restore Points automatically from time to time. Restore Points are also created before updates are installed or other major changes are made to your Windows installation. What's more, you can create a Restore Point manually should you feel the need to do so for any reason.

How to manually create a Restore Point

- 1 – Click “Start” and then type System Restore into the search box. Press the Enter key.
- 2 – Click “Create a Restore Point”.
- 3 – Click “Create”.
- 4 – Type a description for the Restore Point you're about to create. Something like “Before installing new video card” will suffice.
- 5 – Click “Create”.

How to restore your computer to an earlier time

- 1 – Click “Start”.
- 2 – Click “Control Panel”.
- 3 – Click “System and Security”.
- 4 – Click “Restore your computer to an earlier time”.
- 5 – Click “Open System Restore”.
- 6 – Click “Next”.
- 7 – Select a Restore Point from the list, then click “Next” and follow the prompts on the screens that follow.

Restoring your system when Windows won't start up:

If Windows won't boot up normally, you'll have to run System Restore after booting Windows into Safe Mode. Booting into Safe Mode

- 1 – Click the Windows-button → Power.
- 2 – Hold down the shift key and click Restart.
- 3 – Click the option Troubleshoot and then Advanced options.
- 4 – Go to “Advanced options” and click Start-up Settings.
- 5 – Hold down the shift key and click Restart.
- 6 – Various boot options are displayed.
- 7 – Windows 10 starts in Safe Mode.

If Windows won't even boot into Safe Mode you'll have to start the System Restore utility manually. Here's how:

- 1 – Follow the instructions for booting into Safe Mode but select “Safe Mode with Command Prompt” from the menu.
- 2 – At the command prompt type `rstrui.exe` and then press the Enter key. At this point you might be prompted for an administrator password.
- 3 – Follow the instructions on the screens that follow for selecting a Restore Point and initiating the restore process.

Important: It's absolutely imperative that you not turn off the computer while a System Restore is in progress. It's also imperative that the computer doesn't lose power.

And we closed with a neat little trick to get liven up your documents and emails with emojis. All you have to do is hold down Win key and the . (period) and

look for the popup. 😊



Jim Hempel

Policy Changes Subject of SIG

We began the May Android Tablet meeting with a short quiz to try to identify a few emails as either scam ***or real. Two of them were pretty easy to spot due to the unusual From address. One from Social Security was thought to be scam but turned out to be real. If you created an account on their website, they may email you about updates on that site.


Here are 5 ways to detect a phishing email that I found on the internet.

1. The message is sent from a public email domain. No legitimate organization will send emails from an address that ends '@gmail.com'.
2. The domain name is misspelled.
3. The email is poorly written.
4. It includes suspicious attachments or links.
5. The message creates an undue sense of urgency.



There was some confusion about the changes in the photo storage policy of Google Photos. The major policy change relates to how they will charge for this service. Here is a paragraph directly from Google:

"Starting June 1, 2021, any new photos and videos you upload will count toward the free 15 GB of storage that comes with every Google Account or the additional storage you've purchased as a Google One member. Your Google Account storage is shared across Drive, Gmail and Photos. This change also allows us to keep pace with the



growing demand for storage. And, as always, we uphold our commitment to not use information in Google Photos for advertising purposes. We know this is a big shift and may come as a surprise, so we wanted to let you know well in advance."

You can read more about the details on this link: <https://support.google.com/photos/answer/10100180?hl=en> . The Geeks on Tour can provide you with look of easy to follow information on this topic.



This is a link to the Geeks on Tour video: https://www.youtube.com/watch?v=q_TAIA24wDs&t=70s

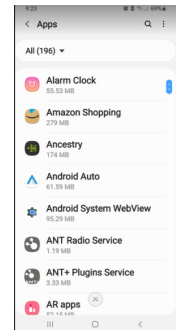
There was a question about one of the features that people often look for, that is, the list of recently used apps. This feature makes it easy to call up an app which you often use.

How you get it depends on the device you're using. Android, being an open source operating system, is often customized by phone or tablet manufacturers to give the device a signature touch of their own. Some manufacturers, like Samsung, provide a button to the left of Home button which brings up the list in . Others may be on the right side. Some other manufacturers program their device so that if you long press the Home button the list of recent applications is displayed. Once you get this list, you can remove an item from it by swiping or dragging the app icons to the left hand side or clicking the X in the upper right hand corner of each app to be deleted.



Keep in mind that these apps are the ones recently used and may not accurately reflect all the apps that are running. To get this list go to Settings > Apps.****

One of the categories you will see is Running Apps. Select this category and you'll get the entire list of apps that are currently running on your . You'll also see the list of apps that are currently residing in memory (RAM) of your device. In addition, you'll also see the amount of memory each app is occupying. You can tap on any app to get the option of closing and stopping it.



Next we talked briefly about Roku, the popular device for streaming to your TV. The company also has a weekly update email of the channels available on the streaming device and an app that allows you to view content on your device without having the actual streaming device. They have an extensive list of support information and videos on their site. Check it out <https://support.roku.com/category/200889378>

Samsung *****is also making changes to their photo storage policies. They are planning to close down the photo storage and ask users to migrate their content to OneDrive. Here is screenshot of the letter sent to the users of Samsung Photo Storage.

Dear Samsung Cloud Customers,

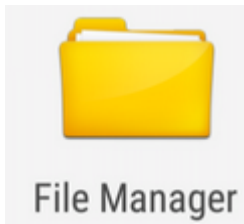
Beginning on **September 30, 2021**, Gallery Sync and Drive storage for My Files will no longer be supported by Samsung Cloud and your data will be deleted, as explained further below. In addition, if you have a premium storage subscription plan, this will automatically be canceled beginning August 1, 2021 and a refund may be issued to you.

These features will now be supported by Microsoft OneDrive (This may not be supported in certain countries or device models). To minimize any inconveniences there might be, we offer you a way to migrate your existing Gallery Sync and/or Drive data to OneDrive conveniently and continue with your service experience, or alternatively, to download your data to your mobile device and/or PC. Please note, if you migrate or download your data, these features may end and your data may be deleted prematurely even before the official end date, as described below.

You can keep enjoying other features of Samsung Cloud, such as backing up/syncing and restoring other data (such as Contacts, Calendar, and Notes).

Pictures that are stored on your device are not affected by this and there is no need to take any action on these pictures, however, if you value them, you should pursue a back up strategy for them. This could be a cloud storage service, your computer, a USB device or other memory hardware.

If you are trying to get more information about how much storage is needed, try looking for or adding file manager on your device. Many phones come with one. If yours does not, the Play Store has file



manager apps available to be installed, such as, ES FileManager. Another suggestion is to go to Settings > Storage. In some cases, you will find that under Device Care. There will be a detailed list of the memory used by the various types of files on

your device.

After that we had a question about chargers, specifically Qi chargers. This is actually the name of a wireless charging standard. It is not a device or manufacturer but defines how they should be made and how they operate.



The most common battery found in our cell phones is the lithium ion type. They are usually about 4v. This photo is a battery from a Samsung phone and is rated at 3.85Volts, 2800 milliamps hours. In order to charge this kind of a battery, the charger needs to have a



higher voltage. They have standardized on 5Volts for nearly all cell phone chargers.

So what varies to make some charge your phone faster? The current rating! For commonly available chargers this varies from 0.5A to 3.0A. With the introduction of larger phones with larger batteries, the chargers are also changing. I found a good article on chargers on this website if you would like more details: <https://geekrumbor.com/332/how-to-buy-good-charger-android-mobile/>

You may have a \$100 phone or a \$1000 phone. Why try to get the cheapest charger! In any case, I'm not a fan of dollar store chargers. In general, I'd try to stick with a higher quality one. Or try to get a charger

approved by the phone manufacturer. Cables can also be an issue. While the lowest price ones should work, they may not last as long. Be especially wary of the current, or Ampere, . If it is rated at 2.1A and you use it on a charger rated at 2.4 or 3.0 you may cause overheating and damage.



We finished with a number of quick hit topics. Many electric utilities have programs for very low cost or even free energy efficient bulbs and other devices. The local utility partners with Focus On Energy for this program. <https://focusonenergy.com/residential>



We had a question about an energy efficient power strip they provided. Just two days after our Android meeting, I received an email from Focus on Energy offering their energy efficient power strip, normally \$30 for just \$10. The general concept is to provide one of more "always on" outlets. One of these outlets often controls the power flow to some others. For example, turning on your television would energize the outlets to the sound bar, DVD player, and streaming device.

This 7-outlet advanced power strip safeguards your equipment while also helping to lower your electric bill. It consists of two (2) always-on outlets for devices that you do not want to turn off automatically (e.g. your router or cable box), 1 master control outlet (e.g. your television or CPU), and 4 switched outlets (i.e. outlets controlled by the master outlet, e.g. game console, subwoofer, etc.). The load-sensing master outlet has 3 selectable switching thresholds (10w, 22w or 42w) to sense when the control device is on or off, and it then switches the controlled outlets on or off accordingly to prevent unnecessary power use.

There was another quick comment about recording sounds from YouTube. When you locate the video on YouTube, adding **pp** to the URL could allow you to record the audio. Example: https://www.youtubepp.com/results?search_query=Sea+of+heartbreak More details can be found at <https://www.y2mate.com/en31/youtube-mp3>

Jim Hempel

Problem Removed, Reinstall Good, Answers to Other Questions

Those attending the May Q&A SIG were Don Skarda, Jim Hempel, John Schwarzmeier, Bruce Kosbab, Betty Robinson, Marcia Zientek, Terry Harvey, Tom McAndrew, Julia Rice, Myrna Hollander, Richard Durand, Kathy Schnagl, Louise Bozek, Brian Behling, J.J. Johnson, Rita Bruce, Dolores Dettmann, Char Holte, Bill James, Jan Mlagan, and Bill Vlach.


Tom had a bit of a catastrophe earlier this evening. He was in the Chrome browser, at the site



DuckDuckGo.com. (DuckDuckGo is a search that doesn't track you or your searches. It doesn't keep any of your information nor does it profile its users. It shows all users the same search results for a given search term.) Suddenly Tom's computer

just crashed and he wasn't able to resurrect Chrome. He signed onto the meeting tonight using the Edge browser. His computer ran fine but he wasn't able to do anything with Chrome.

An experienced user, Tom tried all multiple ways to repair the situation such as getting rid of his extensions, running check disk, Malwarebytes, etc., to no avail. Brian suggested Tom should uninstall Chrome, download Revo Uninstaller, a free program used to remove all bits and pieces of a . Revo Uninstaller removes any files and registry entries left behind by the program's own uninstall function.



Tom let us know at the end of the meeting he followed Brian's advice in removing Chrome using Revo Uninstaller and reinstalled Chrome with success. Success is so sweet!

If you're an Amazon Prime Member you have access to their library of more than 2,000,000 songs included free with your membership. To access, just ask Alexa for your title or on your PC go to <https://www.amazon.com/music/prime>

If you are a Firefox user and cannot remember your Google password, follow these instructions: Look to the hamburger menu in the upper right corner of the Firefox browser, scroll down and click on AND PASSWORDS. In the left column you will see the passwords saved. Know



some may be at the start of the list under the listing ACCOUNT rather than by the website name.

Kathy is getting a notice on Samsung smartphone to transfer her photos from Samsung Cloud to Microsoft OneDrive.



Samsung Cloud is terminating Gallery Sync and Drive storage next year. All photos and files presently held

in the Samsung Cloud will be deleted on July 1st, 2021 and will no longer be recoverable.

Information on the internet suggests changes may also be looming for Google, Microsoft, Box, and Dropbox.



Rita asked the next question, "Where do I find the Samsung

Cloud?" If you're accessing your PC, go to <http://www.support.samsungcloud.com>. From your Samsung smartphone go to SETTINGS, ACCOUNTS AND BACKUP, SAMSUNG CLOUD.

Crucial makes computer RAM. If you would like to add RAM to your existing computer or if you would like to see how much RAM you have and what kind it is go to <https://www.crucial.com/> and click on START YOUR SCAN

A great place to go to download programs is <https://oldergeeks.com/> "We are a software download site without ads, fake download buttons or "crapware".

The site is supported by donations and they happily accept them.



Scamfoo.com is a website dedicated to helping you to identify scam websites and fake online businesses.

Check if a website is a scam, fraudulent or safe with this website.

Bill V. scanned his hard drive. It showed over 800 files. Is it safe to delete them? Yes, it is safe to delete temp files.

Terry L Harvey



Why You Should Never 'Unsubscribe' From Illicit Spam Emails and Texts

twocents.lifehacker.com/why-you-should-never-unsubscribe-from-illicit-spam-email-1846135284

Any interaction with spammers is bad

Some of us can be a little *too* diligent when dealing with email or text spam—because whatever you do, you shouldn't click “unsubscribe” links or text “stop” in reply, as they literally mean “subscribe” and “please, go on” to illicit spammers.

There's a difference between illicit spam sending you malware links and selling fake insurance rates, versus that newsletter you signed up for and may no longer want, and in this case we're referring to the former. As these spammers blast out millions of texts or emails every day, they aren't actually targeting *you* specifically—in fact, they might not know if your email or phone number is even valid.

They *are* looking for signs of an active account, however, as a valid email address or phone number is valuable for conducting further scams. By toggling “unsubscribe” or replying in any way, you validate your contact information and risk inviting even more spam.

What to do with spam

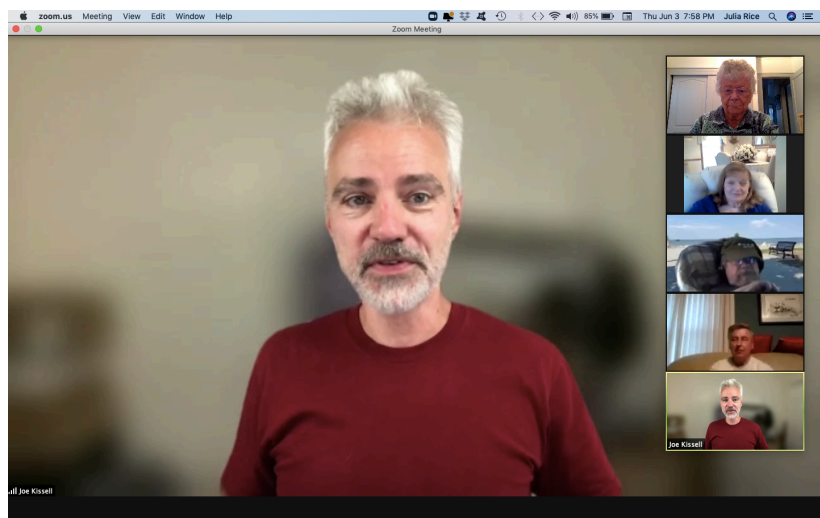
The easy part is that you basically do nothing. When you get a spam email, mark it as spam and delete the email before opening it. Likewise, with texts, you can simply delete them without replying and block the number. That said, the [FTC recommends](#) reporting spam messages by forwarding them to the number 7726 (SPAM)—however, if you're not tech savvy, fiddling with a spam text can *increase* the chance of accidentally clicking on a malware link somewhere in the message (and you should never click on unsolicited links). If you're not comfortable forwarding texts,

don't sweat it—just delete, block, and ignore. Otherwise, you can forward spam texts [using these steps, for either your Android or iPhone](#).

How to avoid spam

Spam is a part of life, but as the [FTC](#) recommends, there are some simple, useful tips that can help you prevent it:

- Avoid displaying your email address in public. Spammers scrape blog posts, chat rooms, social networking sites, and forums—so the less of you that's out there, the better.
- Use two email addresses—one for personal messages and one for everything else. Ideally, this second public-facing email address should be one you are willing to delete one day, if needed. Personally, I use a second pseudonymous email address which I call my “junk email,” and I use to sign up for promotions or newsletters. Looking at it now, it has twice the number of spam emails compared to my regular address.
- Use a truly original address that's unlikely to be created by spammers. Spammers send out millions of messages to probable name combinations at large ISPs and email services, hoping to find a valid address. That means common first name/last name email addresses are more likely to attract spam (and as the first Mike Winters on Hotmail, I can wearily confirm that this is true).



WAUC

WAUCtalk is a monthly publication of the Wisconsin All-computer Users Club. WAUC is a computer club dedicated to promoting and instructing the use of computers to WAUC members. Membership in WAUC is \$25 per year (\$12.50 if applying after June 1). WAUCtalk is emailed to all WAUC members.

Free advertising is available to WAUC members. We are not responsible for omissions or errors.

WAUC Officers

President: Don Skarda,,,,,,, 1-262-416-8210
ddsjr33@wi.rr.com
Vice-President: Tom Martini.....
martini49@aol.com
Treasurer: Bob Banerianr,,,,,1-414-259-1396
banerian@milwpc.com
Board Meeting Secretary: Rita Bruce
General Meeting Sec'y: Vacant
Program Chair: Terry Harvey
terryharvey@wi.rr.com..... 1-262-971-0999

Staff

Editor: Julia Rice1-414-649-9671
ricejulia@hotmail.com
Bulletin Editor: Bruce Kosbab:1-414-771-6086
bruce.kosbab@yahoo.com
Directory Editor: Doris Regner:
1-414-545-3897
deereg3@gmail.com

<https://www.facebook.com/groups/1307655812905098>

WAUC – Wisconsin All-computer Users Club

Membership

WAUC was established to provide an educational forum for people interested in learning about computers and related devices such as smartphones and tablets. WAUC provides these educational programs and publications for its members, as well as providing social and charitable opportunities for the membership. While WAUC is a private club and doesn't share any member information outside the club, we encourage members to interact with other members of the club and to facilitate this we publish a membership directory, an email list, and promote via a public Facebook group where we often add pictures of group events and our public website.

WAUC Membership Application/ Renewal

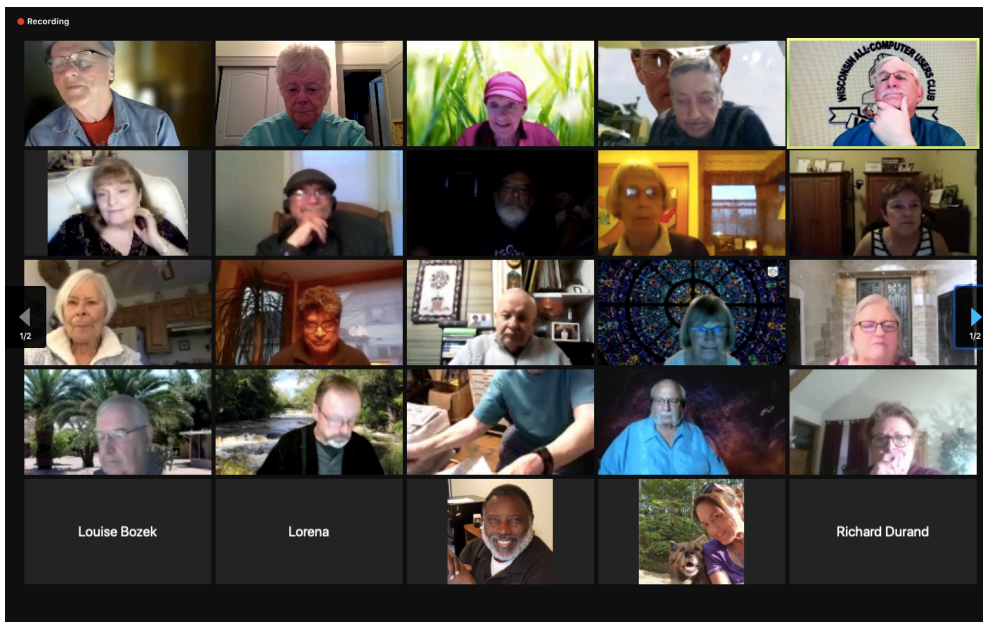
Name _____ Phone (____) _____ Address _____

e-mail _____ City _____

State _____ Zip _____ How did you hear about WAUC? _____

What do you like to use your computer for? _____

To join WAUC, please send completed form along with check for \$25.00 to cover dues from January 1st through December 31, 2021 to: Wisconsin All-computers Users Club: P.O. Box 340241: Milwaukee, WI 53234-0241. By applying for membership, you agree to our privacy notice above.



PC Keyboard Shortcuts

Hold down first key as you press second key:

- + **E** Open File Explorer
 - Ctrl** + **S** Save your work
 - Ctrl** + **P** Print
 - Ctrl** + **D** Bookmark page
 - Ctrl** + **F** Find a word or phrase
 - + **F** Search for files & folders
 - Ctrl** + **Z** Undo last action
 - Ctrl** + **Y** Redo an action
 - + **+** or **-** Zoom in/out
 - Shift** + **←** or **→** Highlight text
 - Ctrl** + **Esc** Open start screen
 - Ctrl** + **N** New docmnt, email, etc
 - Ctrl** + **C** Copy selected item(s)
 - Ctrl** + **X** Cut selected item(s)
 - Ctrl** + **V** Paste selected item(s)
 - Ctrl** + **A** Select all items in document or window
 - Alt** + **Tab** Switch between windows
 - + **←** or **→** View windows side by side
 - Ctrl** + **F4** Close document
- BONUS: One-Key Help**
- F1** Display help screen



In appreciation for the use of their conference room, please patronize Speedway gas station at 60th & Layton.

WAUC

Wisconsin All-computers User's Club

P.O. Box 340241

Milwaukee, WI 53234-0241