

WAUCTALK

Wisconsin All-computer Users Club

<https://wauc.apcug.org>

Main@WAUC.Groups.io



Members Helping Members

Member of



An International Association of Technology & Computer User Groups



service
COMPUTER REPAIR

Brian Behling
414-313-3709
brianb50@gmail.com

VOLUME 42 Issue #4

April 2024



Jackson Park Lutheran Church
4535 W. Oklahoma Avenue
Milwaukee, WI

May 2nd	General Meeting
May 9th	Tutorial SIG
May 16th	Q & A SIG
May 21st	WAUC Luncheon *
May 22nd	Investment SIG**
May 29th	Smartphone SIG

*Meyer's Restaurant
4260 South 76th Street
Greenfield, WI

**Wauwatosa Public Library
7635 West North Avenue
Wauwatosa, WI

UPCOMING

PRESENTATIONS

May – Annual WAUC Picnic

June – JB Burke – Touring the Web

July 11th MAKE NOTE OF DATE

– J J Johnson – Video Chat

August – Bill James – What's New with Chrome-books

September – Judy Taylour – Kitchen Automation

October – Bob Gostischa – New Cybersecurity

November – Don Skarda & Jim Hempel – Your House and Car Are Spying on You

December – Annual WAUC Christmas Party



PRESIDENT'S MESSAGE

Dear Esteemed Members of the Wisconsin All-Computer User Club,

As we step into the vibrant month of May, I'm filled with enthusiasm to address you all as the President of our great club. May brings with it a sense of renewal and growth, and it's an opportune moment for us to reflect on our journey so far and set our sights on the future.

Our club stands as a testament to the power of shared passion for all things related to computers. Through our gatherings, discussions, and collaborative efforts, we've fostered a thriving community where knowledge is exchanged, friendships are formed, and skills are honed. This is VERY obvious when you step back and listen to our SIGs. These Zoom events are really helping members with issues and are solved by other members ideas!!

In the month of May, let us renew our commitment to the values that define us as a community: curiosity, collaboration, and camaraderie. Whether you're a seasoned expert or just starting out on your journey with computers, know that you have a place here among friends and fellow enthusiasts.

I am immensely proud to serve as your President, and I look forward to the adventures that await us in the days and months ahead. Together, let us continue to learn, grow, and inspire each other to reach new heights.

Thank you for being part of this incredible journey.

Don Skarda - Members Helping Members!



Submitted by Louise Dahms

Windows key + X: Open the [secret Start menu](#).

Windows key + A: Open the [Action Center](#).

Windows key + I: Open the [Settings menu](#).

Windows key + E: Open [File Explorer](#).



MARCH 2024 TUTORIAL SIG

Those attending were Don Skarda, John Schwarzmeier, J J Johnson, Terry Harvey, Tom McAndrew, Julia Rice, Pam Selbe, Marcia Zientek, Rita Bruce, Richard Durand, Bill James, Jan Mlagan, Margaret Cortez, Mary Blaskowski, Brian Behling, Betty Robinson, and Jim Hempel.

Julia's mouse went wild and she needed to reset her settings. Go to the START button, SETTINGS, BLUETOOTH AND DEVICES, DEVICES, and select MOUSE. She has a new television, a smart TV, and has cancelled Spectrum cable.



Soon she will be getting Tablo TV instead. With Tablo TV she will be able to record and watch 70+ channels.



The Tablo Total System comes with everything you need to get started. Tablo is a whole-home DVR so she can watch live television and recorded programs on major networks plus all the free streaming channels. Tablo advertises, "Buy once and enjoy free TV forever –

no contracts, subscriptions, or monthly fees. Watch, pause, record and replay live TV on multiple channels so you never miss a thing. So many ways to enjoy TV with Tablo. Simply download the Tablo app on your favorite smart device and it's showtime!" This ignited a big discussion as no one attending had before heard of this device. There will be much more on this topic in the future.

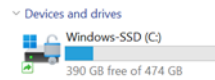
Pam has a Magnavox HDD-DVR, MDR513H-F7 that she uses to record over-the-air television. It records up to 387 hours of programming. I'm always looking to purchase a DVR to be used with Spectrum cable television instead of renting one from Spectrum. It seems there aren't any made.



Mary received help with her iPad from a technical person at the Washington Senior Center. The next day she received a call from an office saying they were unable to set up an appointment. The office didn't identify themselves which made Mary question if a senior center would follow up in this fashion. No

one present has ever had that type of follow-up and the consensus was it was just coincidental.

Don demonstrated how to determine the amount of free space available on your computer's hard drive or USB drive. Click on FILE EXPLORER, THIS PC/LOCAL, or go into STORAGE SETTINGS, or RIGHT CLICK ON USB DEVICE, THEN PROPERTIES.



Next, he showed how to COPY and PASTE from one folder to another. HIGHLIGHT what you would like to copy, HOLD DOWN THE CTRL KEY AND TAP THE C KEY. This will copy the information to the clipboard. Go to the folder or wherever you would like to paste and CLICK where you would like to paste your information. Once you have clicked. HOLD DOWN THE CTRL KEY AND TAP THE V KEY to paste. A few other keyboard shortcuts discussed are:



CTRL-C will COPY

CTRL-V will paste

CTRL-X which will CUT

CTRL-Z will UNDO most anything

Try these keyboard shortcuts out as once you're familiar with them you will find many uses for them. They don't just work in Word documents; they work in many apps.

The snipping tool is another very useful accessory. It's usually found on your taskbar. If it's not on your taskbar, select the START BUTTON, start typing SNIPPING TOOL, then select the SNIPPING TOOL. Click on the + SIGN and using your mouse drag your mouse to the desired area. The keyboard shortcut is WIN key + SHIFT + S for an image snip. Tom added the WIN + PRNT SC captures a screenshot of the entire screen and saves it as a file on the hard drive without using any other tools. Windows stores the screenshot in the



SCREENSHOTS subfolder of your PICTURES folder. If you would rather save your screenshot in a format other than the default .PNG, just RIGHT CLICK TO

OPEN PAINT AND SAVE AS A .JPG. To see all your open windows, tap ALT + TAB.

WIN + SHIFT + S opens SNIPPING TOOL

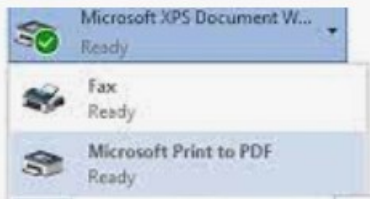
WIN + PRNT SC takes a SCREEN SHOT

WIN + . opens emoji folder

WIN + V shows clipboard history

If you would like to sync all your Windows devices, go to START, SETTINGS, SYSTEM, then CLIPBOARD. Turn SHARE ACROSS DEVICES to ON. If you would like to save your CLIPBOARD HISTORY turn ON.

The question was asked, “What does the printer setting MICROSOFT PRINT TO .PDF mean?” As the name implies, PRINT TO .PDF is a feature that allows



you to save a file in a printable .PDF format. If you are using one of Microsoft’s printable applications, such as Word, Excel, or PowerPoint,

you can use the Microsoft Print to .PDF feature to instantly create a .PDF document of the Microsoft application file. Everyone is able to read a .PDF document regardless of their software. They just need a .PDF reader which is free. If a Microsoft Word document with graphics is saved as a .PDF, the graphics will stay where they are but they may be resized.

Zoom immersive view is a feature that creates the feeling on an in-person meeting via Zoom. During the immersive view, participants with a supported version of Zoom will see attendees in a shared virtual background and frame. The immersive view can support up to 25 participants at one time. This is controlled by the administrator of Zoom; not by participants. The host has the option to choose from a number of different views or to use their own custom background. To download the latest update from Zoom, sign in to Zoom, click on your profile picture in the upper right corner of your screen, then click on CHECK FOR UPDATES.



The area Bill lives in is soon going to be receiving fiber optics. He asked if anyone present changed from



their cable company to fiber optics. Jim made the switch some months back. When it came through his neighborhood, he was able to get a good

deal which cost less per month than Spectrum and was much faster. He is very happy with it and would encourage others to get it if it’s in their area. Bill asked if Jim was able to keep his present router and the answer was, yes. Jim was able to keep his same router.

Terry L Harvey

MARCH 2024 Q & A SIG

Those attending included Jim Hempel, Julia Rice, Don Skarda, John Schwarzmeier, Terry Harvey, Karen Fenney, Rita Bruce, J J Johnson, Jan Mlagan, Kathy Mueller, Bill James, Maragret Cortez, Louise Bozek, Betty Robinson, Tom McAndrew, and Brian Behling.

Karen shared what she heard on the news this morning regarding Apple. The Department of Justice’s antitrust division has filed its third tech monopoly lawsuit in four years. This complaint accuses Apple of violating antitrust laws. The accusations are a pattern of illegal monopoly maintenance, a pattern of behaviors that further entrench consumers into their ecosystem and makes it harder to switch, even in the face of high prices and degraded quality. This makes the iPhone and the products on it – the apps – less useful for consumers in the name of maintaining their dominance. Apple allegedly degrades the ability to interoperate and interconnect with Android phones which leads people to thinking you’re “choosing” a system for life because it’s too difficult to switch platforms.

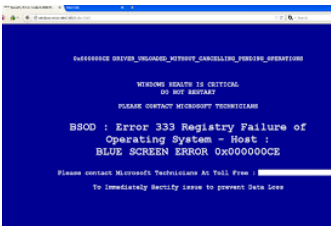


interoperate and interconnect with Android phones which leads people to thinking you’re “choosing” a system for life because it’s too difficult to switch platforms.

Jim took us to an article he saw at this website: <https://apnews.com/article/apple-antitrust-monopoly-app-store-justice-department->

[822d7e8f5cf53a2636795fcc33ee1fc3](https://www.foxnews.com/tech/justice-department-sues-apple-illegally-monopolized-smartphone-market) The headline read, “Justice Department sues Apple, alleging it illegally--- - monopolized the smartphone market.” If you would like more information on the suit, go to the above mentioned link for the total article.

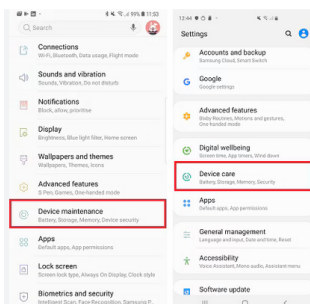
Julia uses a MacBook Pro. Earlier today she was on Facebook and clicked on a hyperlink under a picture. The next screen that appeared was a message to call



Microsoft and gave a phone number. She immediately shut her laptop down and unplugged it from the wall realizing Microsoft would be an inappropriate contact for an Apple device. Later she

tried to reboot her computer and got the logo screen but was unable to enter her PIN. She tried to enter numbers and letters and nothing appeared on the screen. She tried switching to another keyboard without success. Brian said those messages just run in the browser and since Julia immediately disengaged from the screen it was unlikely any damage was done and she should try rebooting and rechecking. She did this while we were online and all worked well.

Karen currently has a Samsung Galaxy S9 Note cell phone. She likes her phone and it totally serves her purpose with the exception of she’s running out of internal storage. She has moved photos, emails, etc. to the cloud but she can’t find the trash can to empty it. In the SAMSUNG app, click on the MY FILES app. Scroll down to TRASH. If your phone doesn’t show trash, in the MY FILES app, look in the upper right corner to the kebob menu, tap there and click on TRASH – EMPTY.




Jan’s husband, Rick, recently updated Google Maps from the MyHyundai.com website. He then saved it to an SD card. Recently he also copied all 33,000



songs (yes, that number is correct) to a larger USB drive. Since he inserted the SD card with the latest version of Google Maps, he notices he no longer sees the name of the song playing on the car’s info-

tainment system. Brian suggested he should redownload the latest version of Maps and see if that doesn’t fix the situation.

Bill asked how he got the little stick man in the lower right corner of his Samsung phone. That “little man” is the icon that can magnify the



screen. If he would like to remove it go to SETTINGS, ACCESSIBILITY, ADVANCED SETTINGS. Toggle the ACCESSIBILITY BUTTON to OFF.

Microsoft Phone Link gives you the added versatility of being able to access and transfer information from an extra device to your computer. The Phone Link app was formerly known as Your Phone. If you were previously running Link to Windows on your Android device, be sure to update the app to receive the newest version. This app is preinstalled on most phones running Android 9.0 or later. On such device, you can find the Link to Windows app under the Quick Settings menu by swiping down from the top of your phone screen. To connect your phone, OPEN PHONE LINK on your computer. Choose Android or iPhone depending on your phone. A QR code appears. The screen directions tell you to scan the QR code with your phone to begin linking your mobile phone to your Microsoft account. This enables you to access mobile device content and capabilities you choose to sync on Windows devices you sign into using the same account. The prompts are very specific and before you know it, you’re connected. One caveat; you will need your Microsoft password. Once installed you will be able to make and take calls on your computer, keep up with your conversations, and view mobile notifications on your PC.



CNET recently completed their top pick for Best Antivirus Software for 2024. Their best and recommended antivirus is Microsoft Defender. Everyone who has Windows has Defender




as it's built in to the Windows Operating System. It is the top choice for free or paid and lucky for us, it's free. The rest of this paragraph is quoted from CNET.com; "Malwarebytes protects your PC from viruses or malware attacks, scoring reasonably well in recent independent testing for guarding against malware threats. That's not really what Malwarbytes is



known for. If you find yourself in trouble, the go-to disinfectant for many is Malwarebytes. You can get protection and disinfection for one device for \$38 a year, regularly \$45." "To get the antivirus company's free antivirus, download this trial version, <https://download.cnet.com/malwarebytes/3000-8022-4-10804572.html> , which downgrades to a no-fee on-demand cleaner with fewer features that detects and removes viruses and malware when you run an on-demand antivirus scan after 14 days." When you download this version, make sure you do not give your credit card. Also, it's important to know when your computer detects this app on your computer it will turn Defender off. After your 14-day trial Defender will automatically turn itself on. If you do not renew Malwarebytes, you now have the free version.

I recently received my credit card statement and as I was going over the charges, I saw there was a \$14.99 charge for Total AdBlock. I called the phone number and connected to a customer service agent from Ad Block. I told her about the charge and that I was questioning it. She informed me it was \$14.99 per month. I told her I would like to cancel it and she asked if I would mind telling her the reason. I said it was too expensive. She immediately offered me \$6.99 per month. I said, "No. But thank you." She immediately offered me \$2.99 per month. While I did not take her up on her offer, I was amazed at how quickly and dramatically she was able to drop the price.



Ad blockers are tools designed to remove or hide content identified as advertising during browsing. These adblockers can exist in different forms: Independent programs for browsers or operating systems, plugins, and browser extensions. PC Magazine recommends the following free adblockers: 1.) uBlock Origin, 2.)



Privacy Badger, 3.) Ghostery, 4.) Adblock Plus , and 5.) Ad-

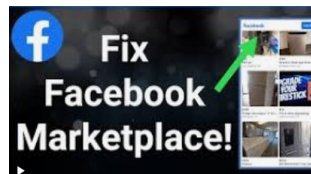
lock. uBlock Origin is a free and open-source, cross-platform browser extension for content filtering—primarily aimed at neutralizing privacy invasion in an efficient, user-friendly method.

Louise asked if there was a way to save the information in the Zoom chat box. Yes. Louise doesn't have a computer, so she would like to do this on her smartphone.

To save the information, HIGHLIGHT THE INFORMATION. The word COPY will appear above the highlighted text. Tap on COPY. Now the information is copied to the clipboard. Open a blank document and long press your finger where you would like it pasted. Now TAP on the word PASTE.



Louise enjoys looking at real estate in Facebook's Marketplace. Now when she goes to Marketplace, she doesn't have the--- option to look at anything else. All she is able to see is real estate.



To change your Marketplace search settings, TAP ON MARKETPLACE. On the left side of the screen tap on the SETTINGS

GEAR. After those settings are to your liking, scroll down to MARKETPLACE, then CATEGORIES and make your selections. When all is to your liking it might behoove you to reboot.

We discussed a message I posted to WAUC Groups.io, regarding "The Mother of All Breaches"



otherwise known as MOAB. Only two people of those attending remembered seeing that title but none really remembered its content. This was a ginormous breach in January 2024. Due to its size and contents (12 terabytes of user data from 3,876 domains. It contains data from privately sold databases, reindexed leaks, and other data



breaches. Data included in the breach is both login credentials as well as more potentially sensitive data such as social security

After You Recover Your Hacked Account

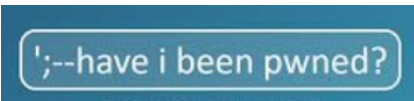
- 1 Change your password
- 2 Turn on two-factor authentication
- 3 Update your account recovery info

Learn more at: ftc.gov/OnlineSecurity



numbers, addresses, phone numbers, employers, media profiles, credit

card numbers, job history, healthcare information, customer data records, financial information, email addresses, etc. It's likely this information will be used to hack accounts, use it for identity theft, targeted cyberattacks, and other illegal acts. It is strongly recommended to check to see if your data was included in the breach by going to CyberNews Data Leak Checker at <https://cybernews.com/personal-data-leak-check/> or Have I Been Pwned? at <https://haveibeenpwned.com/>. If you have, and if you've had the same email address for many years, chances are your information has been breached at some time, don't get too nervous. Towards the bottom of the sites, it will show you which accounts have been breached. You need to tend to those accounts by changing the passwords for all of your accounts that use the leaked email address, use a password manager to generate strong passwords, use two-factor authentication (2FA) and passkeys if available.



If you see something you think your fellow WAUC members should know, verify the information, then let us all know by emailing a message to Groups.io at Main@WAUC.Groups.io. If you aren't receiving messages from Groups.io, please contact Don Skarda at ddsjr33@wi.rr.com.

Terry L Harvey

MARCH 2024 SMARTPHONE SIG

Those attending were Jim Hempel, Richard Durand, J J Johnson, John Schwarzmeier, Margaret Cortez, Julia Rice, Louise Dahms, Don Skarda, Terry Harvey, Rita Bruce, Brian Behling, Louise Bozek, Don Gardner, and Bill James.

Richard has been using Yahoo to read his email for quite some time and all of a sudden, the font got really large for an unknown reason. He was asking what could have caused it and how to correct it. There are

several ways this could have happened. The most likely way to change the font size is with a couple of key strokes. Hold down the CNTL key and tap the minus sign (-) to make the font get smaller. The opposite is true. Hold down the CNTL and tap the + key to increase the font size. Also, if you want to simply return to the default font, the font you are used to seeing, hold down the CNTL key and tap the zero key.



Richard continued with another comment. He has heard that AI gets information from other AI sources. To check this out, I searched of the answer and didn't come up with much – just a few responses from Quora users. They are not necessarily the best sources, so I decided to ask the question to ChatGPT. The question I asked is, "Do AI resources, like ChatGPT, ever get information and create answers based on other AI?" Here is part of the response:



Yes, AI systems, including ChatGPT, can indeed use information generated by other AI systems as part of their training data or in generating answers, under certain circumstances. Here's a more nuanced breakdown of how this work:

When generating answers, AI systems like ChatGPT, do not actively query other AI systems or use their outputs in real-time. Instead, they generate responses based on the patterns, knowledge, and information encoded in their parameters during their training phase. However, the knowledge base of an AI like ChatGPT includes the information that may have been derived from or influenced by other AI-generated content, as long as it was part of the training data. For example, a system might use one AI model for understanding natural language, another for generating images, and yet another for analyzing those images.

Louise B uses the Verizon text message app and noted that in recent times, some of her texts that contain photographs have a long time to get to the recipient – some even hours. We did a few tests and she sent



a photograph to Terry – it promptly showed up on Terry’s phone. In further discussion, we talked about why texts going between Android and Apple can get in trouble. Videos may be blurred and photographs may not ever appear. We also discussed the many



Google Messages


apps available for messaging. Google has an app for that as well as Samsung. Others like Verizon have their own Messages app which is what Louise B was

using.

These use an older technology called SMS. Terry demonstrated how you can send an audio recording, or voice text with Google Messages. Simply tap the microphone icon on the right of message bar. When you see the prompt, start talking. The recipient will simply tap that text message prompt and it will begin speaking your voice.

Richard asked if you use a different text messaging app, will everyone be able to read it. Yes. The good thing about these apps is that they are universally available and messages sent via the Google app can be read by the Verizon app and more. On the other hand, some messaging apps are proprietary. These include the Facebook Messenger app and the WhatsApp. If you are using one of these, the recipient must also be using the same app or it will not be received.

We then watched a short video comparing the Google Messages vs the Samsung Messages app. The reviewer said they were both good apps but he preferred the Google features.




From there we moved on to watch a few videos related to apps and smartphones. The first one is called “Google Tips Tricks & Hidden Features | TO MAKE LIFE EASY!!” by Hayls World. In the first tip, she showed how to split a bill with friends. You can simply open the Google Lens app on your phone then lift up the bill and hold it in front of your phone. It will itemize the bill and open the calculator where you




can calculate an appropriate tip and divide the amount by the number of friends to get their exact amounts.

The next tip can be used to find the most popular menu item. Once again you open the Google Lens app on your phone and hold the businesses menu in front of it. Take a picture. Identify the restaurant to the app. Google Lens will identify every menu item and then highlight the most popular one in red. If you are not familiar with an item, tap on it and Google Lens will show a picture of the item.



This next tip deals with Google Maps. Enter the destination to plot your route then click on this icon and a screen will appear with different road hazards that you are able to report it. You can also use this app to share your exact location with another person. To do this, click on the up-arrow icon near the bottom right. You will get a popup and select the Share trip progress,



then select one of your Contacts. They will immediately know where you are, what route you are taking and when you will arrive. I’d encourage you to watch the entire video here: <https://www.youtube.com/watch?v=xduWoPQ2qoA>

Did ever hear a song and were wondering who’s on it? All you have to do is say, “Hey Google, what song is this?” Listen for a while. It will identify that song along with all the details. And, if you have Spotify on your phone, you can find it there, play it, or add it to your playlist.

In the next one, ask Google to book a ride to the destination you mention. It will calculate a route and give you some alternatives to choose from for this trip.



I will even calculate the different rates for you.

Did you misplace your phone? This tip will help you locate it. Just say, “Hey Google, find my phone” and Google will respond, “Should I ring it” and you say “Yes.” You can also have

Google help you remember things, besides where you left your phone. You can tell it to remember, “I put my keys on the counter.” Then later ask it for your keys. Or, tell it to remember, “I took my pills this morning.” Then if you forget, you can ask Google if you did.

Google can also help learn how to pronounce a



word that may be unfamiliar to you. Just type in How to pronounce, followed by the word. It will open up a screen with information about the word, allow to have it played and even slow it down if necessary.

We went on to watch another one of Hayls videos, titled "15 Android App Hacks - You Had NO IDEA Existed!!!" Here she discusses, MUSIC FOR HOURS FOR HOURS with the screen off to save the battery, LIGHT UP YOUR MUSIC to have your screen light up to the beat of the music, gestures, status bar, media bar, email, keep track of your subscriptions and many more. Catch the entire video at: https://www.youtube.com/watch?v=YD9D_BR0sVM

Before ending the meeting, we looked at a way to split your screen on both a smartphone and on your computer, sometimes called snap screen. To do this on your smartphone, follow these steps. How to Use Split Screen on Android Phones

To use the split screen feature on your Android phone, follow these steps:

1. Open the two apps you want to use in split screen mode.

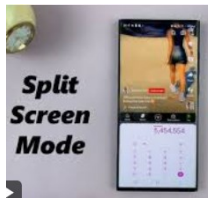
2. Swipe up slowly from the bottom of the display to bring up the recent apps view.

3. Long press on the icon of the first app you want to use in split screen.

4. Tap the "Split screen" or "Open in split screen view" option.

5. Select the second app you want to use in the bottom half of the split screen

Now you should one app on top, and another on the lower half.



Jim Hempel

APRIL 2024 LEADERSHIP MEETING

Those in attendance were; Jim Hempel, Terry Harvey, Tom Martini, Suzanne Holcomb, Richard Durand, Don Skarda, Bob Banerian, and Jan Mlagan.

Due to her upcoming surgery, Terry Harvey will be putting together the May WAUCtalk by the first of May. The club members will need to help taking upcoming minutes for the many meetings she currently assists with until she is able to write and type.

Tom Martini will set up the April 16th luncheon at Meyer's Restaurant. Please respond to him if you are attending.

The Annual May Picnic was discussed and Suzanne Holcomb will order the meats. Don Skarda will check with Marilyn to see if she will be available for playing music and a sing-along. Don Gardner will bring the raffle prizes and the stapled Bingo sheets. Richard is all set to bring the coolers, and Don Skarda will bring the ice.

Don Skarda said he has the food sign-up sheets for the picnic and will bring them to the April General Meeting to once again pass around.

Richard Durand has been looking through the binder of past newsletters and has cut and pasted some useful information together. Several of those at the meeting said that they would appreciate if Richard would share the information with them.

Don Skarda will contact Bob Banerian to check on non-paid members of the club. He is working on cleaning up the current roster so that only those who paid will be receiving current WAUCtalks.

The Investment SIG had six people at the last meeting which was held at the Wauwatosa Library on 76th and North Avenue. Richard Durand said that it was a the best attended ever.

The next 5th Thursday meeting will be May 30th. It will be held in the church, NO ZOOM. The 5th Thursday meetings are for paid WAUC members and are meant to be for help and to ask questions. With that being said, bring your questions and your devices that need attention. If anyone wants to bring treats they are welcome to do so.

Tri-fold brochures will be available at the next General Meeting.

Richard Durand asked if the donation to the church was made yet. Bob Banerian said that a check will be left for the pastor after the next General Meeting, on April 4th.

It was agreed that the next Leadership Committee Meeting will be held on May 1, 2024 at 7:00, via ZOOM.

Jan Mlagan

WAUC: Wisconsin All-computer Users Club, WAUC was established to provide an educational forum for people interested in learning about computers and related devices. WAUC provides educational programs and publications for its members, as well as providing social and charitable opportunities for the membership. While WAUC is a private club and doesn't share any member information outside the club, we encourage members to interact with other members and to facilitate this we publish a membership directory, an email, and promote via a public Facebook group where we often add pictures of group events and our public website.

WAUCtalk is a publication of the Wisconsin All-computer Users Club. WAUC is a computer club dedicated to promoting and instructing the use of computers by WAUC members. WAUCtalk is emailed to all WAUC membership. Free advertising is available to all WAUC members. We are not responsible for omissions or errors.

WAUC Application for Membership / Renewal

Name _____

Address _____

email _____

City _____ **State** _____ **Zip** _____

What do you want to do with your computer? _____

To join WAUC, please send a completed form along with a check for \$30 (\$15 after July 1st) to cover dues from January 1st through December 31st, 2024.

WAUC

% Bob Banerian

P.O. Box 340883

Milwaukee, WI 53234-0883

First Class

